




**Endo GI Medical**  
ADVANCED GASTROINTESTINAL SOLUTIONS

# S-Path

**Specialized S-Path Delivery System  
for 10Fr Pigtail stent**

Novel Integrated **RX** Proprietary Self-detaching Tip



A Specialized short delivery system secures the guide-wire in place without manipulation, **after deploying** a **Pigtail** plastic stent.



LESS TIME &  
PROCEDURE STEPS



LESS RISKS



REDUCES  
COMPLICATIONS




EASY TO USE

**EndoGI S-Path™** system with the unique RX self-detaching tip platform increases procedural success and enables guide-wire access after each stent placement.

## FEATURES:

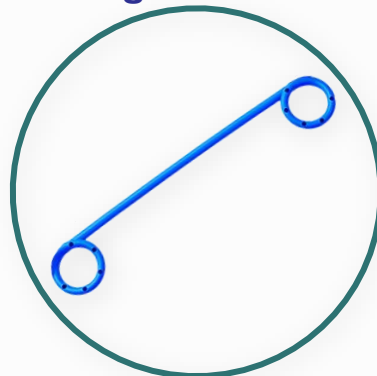
### S-PATH DELIVERY SYSTEM



- **SELF-DETACHING PATENTED TIP**
- Tapered tip - atraumatic with better pushability
- Stent release indicator -



### Pigtail STENT



- Minimum Inner Diameter 2.4mm
- Minimum working channel 4.0 with guidewire 0.025"
- Up to 15cm pigtail (280mm total length)

## CLINICAL AND PROCEDURAL BENEFITS



### One-time guidewire access.

**No need to re-access** after deploying a stent



### Facilitates multiple stent deployment. \*\*

Studies show that deploying multiple stents achieves higher clinical efficiency, and **saves time** by reducing procedural steps



### Reduces complications and tissue trauma.

Lessens anesthesia & X-ray time, irritation and resistance



**Compatible** with all guidewire sizes and a 4.2 mm working channel. Consistent with standard guidelines and protocols

Product No.	Description	Length	System OD	Minimum Pigtail ID	Maximum total Pigtail Length	Guidewire compatibility	unit
S9-EGI-0908	Specialized S-Path Delivery System for 10Fr Pigtail stent	2120	10FR (3.33mm)	2.4mm	7cm pigtail (total length 210mm)	0.025"-0.035"	1



**EndoGI Medical**  
ADVANCED GASTROINTESTINAL SOLUTIONS



For more information: [Endo-GI.com](https://Endo-GI.com)