




Endo GI Medical
ADVANCED GASTROINTESTINAL SOLUTIONS

S-Path

BILIARY PLASTIC STENT DELIVERY SYSTEM

Novel Integrated **RX** Proprietary Self-detaching Tip



A pre-mounted short delivery system secures the guide-wire in place without manipulation, **after deploying** a plastic stent.



LESS TIME &
PROCEDURE STEPS



LESS RISKS



REDUCES
COMPLICATIONS




EASY TO USE

EndoGI S-Path™ system with the unique RX self-detaching tip platform increases procedural success and enables guide-wire access after each stent placement.

FEATURES:


S-PATH DELIVERY SYSTEM



- **SELF-DETACHING PATENTED TIP**
- Tapered tip - atraumatic with better pushability
- Stent release indicator -



S-PATH STENT



- **THIN INNER WALL FOR MAXIMIZED FLOW RATE**
- Radiopaque polymer for enhanced visibility
- Double anchor design to ensure fixation

CLINICAL AND PROCEDURAL BENEFITS



One-time guidewire access.

No need to re-access after deploying a stent



Facilitates multiple stent deployment. **

Studies show that deploying multiple stents achieves higher clinical efficiency, and **saves time** by reducing procedural steps



Reduces complications and tissue trauma.

Lessens anesthesia & X-ray time, irritation and resistance



Compatible with all guidewire sizes and a 4.2 mm working channel. Consistent with standard guidelines and protocols

Product No.	Description	Length	OD	Guidewire compatibility	unit
08-EGI-0808	S-Path 10Fr x 60mm	2060	3.33mm	0.025"-0.035"	1
05-EGI-0008	S-Path 10Fr x 90mm	2090	3.33mm	0.025"-0.035"	1
09-EGI-0908	S-Path 10Fr x 120mm	2120	3.33mm	0.025"-0.035"	1



EndoGI Medical
ADVANCED GASTROINTESTINAL SOLUTIONS



For more information: Endo-GI.com