




S-Path

BILIARY PLASTIC STENT SYSTEM

Novel Integrated **RX** Proprietary Self-detaching Tip



A pre-mounted short delivery system secures the guide-wire in place without manipulation, **after deploying** a plastic stent.



LESS TIME &
PROCEDURE STEPS



LESS RISKS



REDUCES
COMPLICATIONS




EASY TO USE

EndoGI S-Path™ system with the unique RX self-detaching tip platform increases procedural success and enables guide-wire access after each stent placement.


FEATURES:

S-PATH DELIVERY SYSTEM



- **SELF-DETACHING PATENTED TIP**
- Tapered tip - atraumatic with better pushability
- Stent release indicator -

S-PATH STENT



- **THIN INNER WALL FOR MAXIMIZED FLOW RATE**
- Radiopaque polymer for enhanced visibility
- Double anchor design to ensure fixation



CLINICAL AND PROCEDURAL BENEFITS



One-time guidewire access.
No need to re-access after deploying a stent



Facilitates multiple stent deployment.
** Studies show that deploying multiple stents achieves higher clinical efficiency, and **saves time** by reducing procedural steps



Reduces complications and tissue trauma.
Lessens anesthesia & X-ray time, irritation and resistance



Compatible with all guidewire sizes and a 4.2 mm working channel. Consistent with standard guidelines and protocols



EndoGI Medical
ADVANCED GASTROINTESTINAL SOLUTIONS

For more information: Endo-GI.com